



ISWK Sharing Knowledge

Indian School Al Wadi Al Kabir

2020-2021

Class -I

SUBJECT - MATHEMATICS

NUMBER CONCEPTS (0 – 30)

MENTAL MATH WORKSHEET

GOOGLE FORM LINK

<https://forms.gle/Dsq4wqKiDzTmvBBc8>

NUMBER CONCEPT – WORKSHEET

WORKSHEET



1. Count and write.

A



7 marbles



10 balloons

2. a) The number before 17 is 16

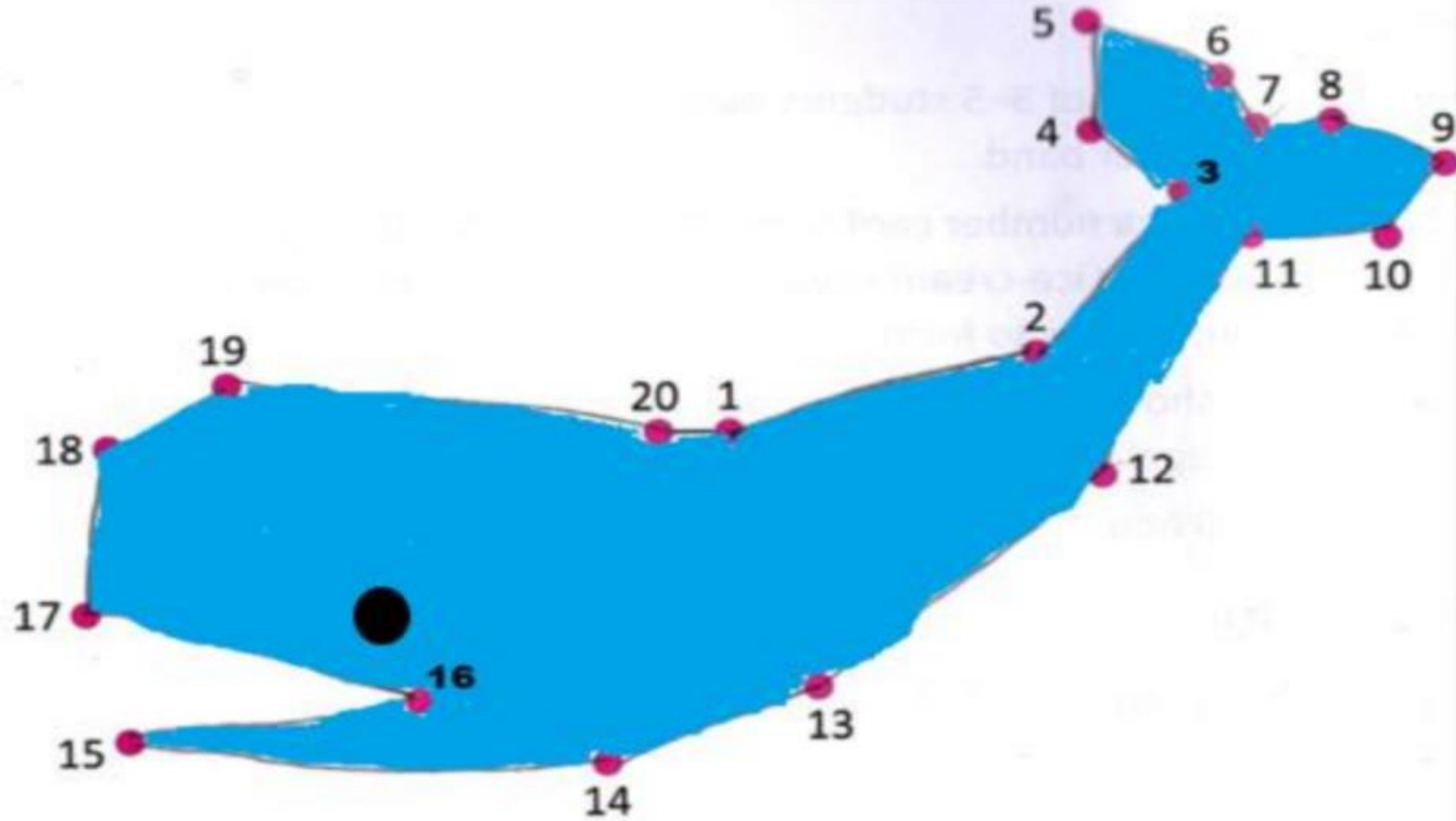
b) The number after 10 is 9

3. a) Put a ✓ on the bigger number: 6 ✓

b) Put a X on the smaller number: X 15

NUMBER CONCEPT - WORKSHEET

2. Complete the picture by joining the dots in order. Colour the picture.



REVISION WORKSHEET

Look at the picture.



1. How many students are there in the picture? 8
2. How many dustbins? 1
3. How many posters? 3
4. How many boys? 4
5. How many girls? 4
6. How many blackboards? 0
7. How many pieces of chalk? 10

NUMBER CONCEPT - WORKSHEET

1. Arrange the numbers in order.

a) 8 10 9 11 8 9 10 11

b) 20 18 19 17 17 18 19 20

2. Count down and fill in the blanks.

a) 12 11 10 9 8

b) 18 17 16 15 14

3. a) Write these numbers from smallest to biggest.

20 10 0 15 0 10 15 20

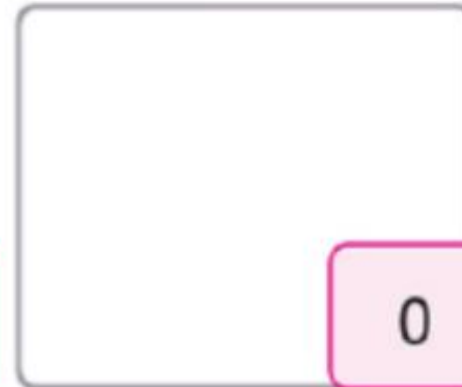



b) Write these numbers from biggest to smallest.

11 1 17 18 18 17 11 1

NUMBER CONCEPT - WORKSHEET

Check what you know

Draw the correct number of marbles.



NUMBER CONCEPT - WORKSHEET

Check what you know

1. Write the missing numbers.

1	2	3	4	5	6	7	8	9	10
11	12	13	14	15	16	17	18	19	20

2. Write the numbers and number names.

a) 1 ten and 2 ones make 12 Twelve.

b) 1 ten and 5 ones make 15 Fifteen.